

Using Placeholders

TUTORIAL

1. Select a Placeholder by clicking on it in the results pane of the Asset Dashboard.

MEDIA LANDING

Dashboard

Activity

Asset Dashboard

< Filter

⌵

Filters

0 Selected

Clear Filters

Order Number

Asset Type

Inventory Class

Season

Title

Content

Language

Alpha Name

Status

Track Configuration

Task Type

Show Completed

| Status | Title | Alpha | Asset | Asset Type | Inventory Class |
|-----------|---|--------------|------------------|----------------|-----------------------|
| | MAN | | | | |
| Ingesting | TRIGUN: SEASON 01: EP# 0101 - THE \$560,000,000,000.00 MAN | StudioTV_FUN | kk5zmfd4vpasdrw | Image Sequence | Production Deliver... |
| Open | TRIGUN: SEASON 01: EP# 0101 - THE \$560,000,000,000.00 MAN | StudioTV_FUN | bfrae4e8k2v1zxbx | Timed Color | Production Deliver... |
| Open | TRIGUN: SEASON 01: EP# 0101 - THE \$560,000,000,000.00 MAN | | axva23696yyx1qg3 | Image Sequence | Production Deliver... |
| Open | TRIGUN: SEASON 01: EP# 0101 - THE \$560,000,000,000.00 MAN | StudioTV_FUN | avw8g351c59q2bf7 | Pro Tools | Production Deliver... |
| Open | TRIGUN: SEASON 01: EP# 0101 - THE \$560,000,000,000.00 MAN | StudioTV_FUN | av472mjdxnh8xc3d | Image Sequence | Production Deliver... |
| Open | TRIGUN: SEASON 01: EP# 0101 - THE \$560,000,000,000.00 MAN | StudioTV_FUN | 8f78hvgb5g28sbc7 | Pro Tools | Production Deliver... |
| In QC | TRIGUN: SEASON 01: EP# 0101 - THE \$560,000,000,000.00 MAN | StudioTV_FUN | 815n2caszb51jyz | Image Sequence | Production Deliver... |
| Open | TRIGUN: SEASON 01: EP# 0101 - THE \$560,000,000,000.00 MAN | | 7sfwh6fyp9kwd4j | Image Sequence | Production Deliver... |
| Ingesting | TRIGUN: SEASON 01: EP# 0101 - THE \$560,000,000,000.00 MAN | | 6wnnzze6ve6rc36 | Timed Color | Production Deliver... |
| Open | TRIGUN: SEASON 01: EP# 0101 - THE \$560,000,000,000.00 MAN | StudioTV_FUN | 3y1mj4gqjshfj8pg | Pro Tools | Production Deliver... |
| Open | TRIGUN: SEASON 01: EP# 0101 - THE \$560,000,000,000.00 MAN | | 3n2zfbe1b7fw79a | Image Sequence | Production Deliver... |

Fig. 1 – Media Landing – Asset Dashboard

2. The Placeholder will open, and you'll be presented with a dropzone where you will be able to drag a single asset or group of assets. *Depending on the Placeholder selected, more than one drop zone may be available.*

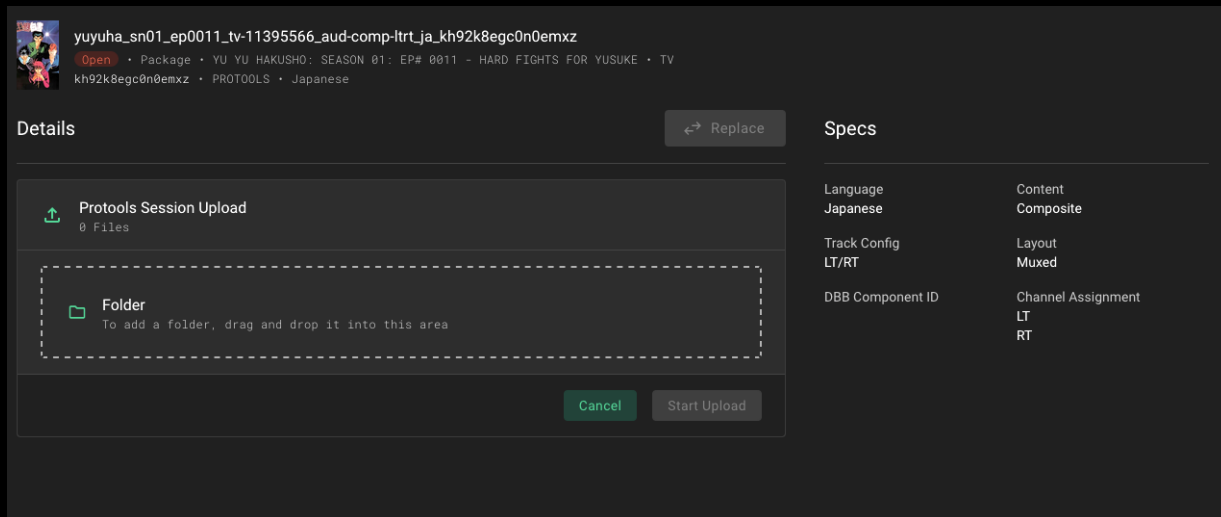


Fig. 2 – Asset Placeholder – Drop zone for the drag and drop upload of files or folders

3. When you drag assets onto the drop zone, the Placeholder will display the name of the file to be uploaded or an inventory of the folder. If everything looks correct, click the Start Upload button.

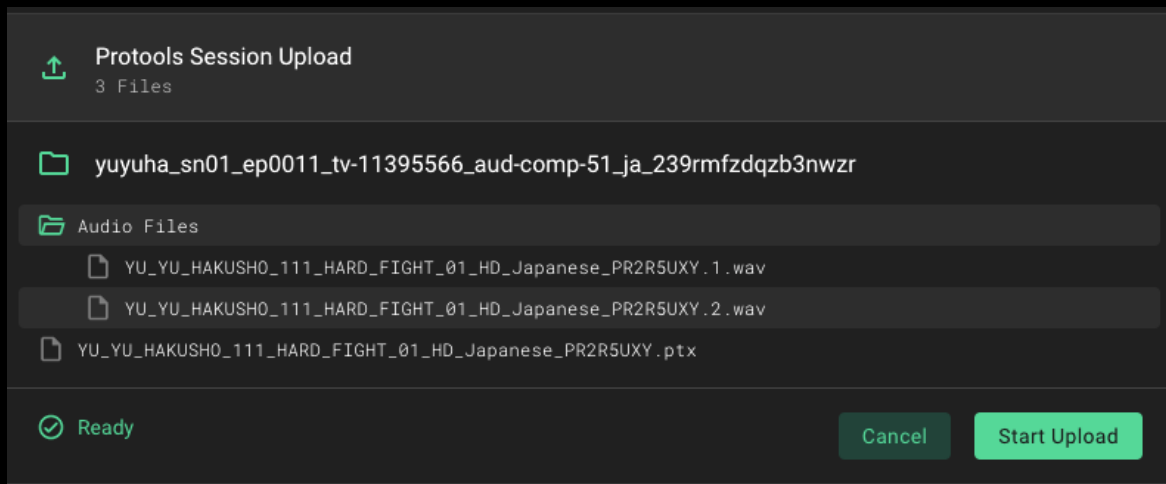


Fig. 3 – Asset Placeholder – Inventory of folder after they are dragged onto drop zone

4. And initial check will be run to confirm that the assets match the Placeholder specifications. If assets fail this initial check you will need to correct the issue.

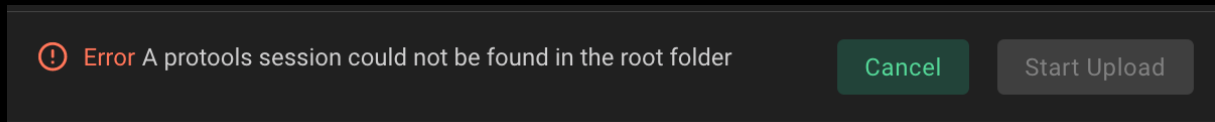


Fig. 4 – Asset Placeholder – Error message due to asset failing validation against key delivery requirements

If the assets pass the initial check, click the Start Upload button.

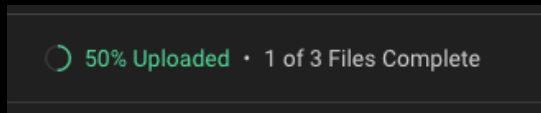


Fig. 5 – Asset Placeholder – File upload progress

5. Click Cancel to stop the upload of an asset. The transfer status will change to Cancelled.

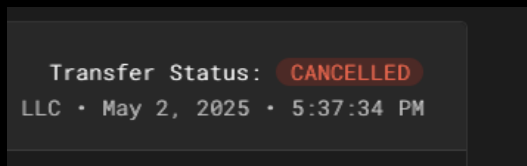


Fig. 6 – Asset Placeholder – Upload/Transfer of an asset has been cancelled

6. Once an asset has been transferred to Media Landing, you will use the Replace button to submit new versions of the asset.

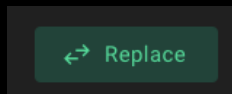


Fig. 7 – Replace Button – Available on all asset placeholders.

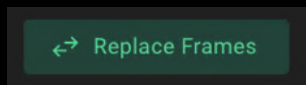


Fig. 8 – Replace Frames Button – Available on image sequence placeholders.

Note that all previous uploads of an asset are retained in Media Landing until an asset is finalized.

MEDIA LANDING

Dashboard

Activity

Dashboard > Asset Details

awwow_sn01_ep0105_negative-2028103_pic-uhd-hdr-133_txt_en_5vq8w838fgnd5fc4

Complete

• Image Sequence • AROUND THE WORLD WITH ORSON WELLES: SEASON 01: EP# 0105 - EPISODE #0105 • Negative 5vq8w838fgnd5fc4 • Production Deliverable • Program • UHD • HDR • TIFF • 16X9 • 1.33 • 23.976 fps • English

Details

Specs

Image Sequence Replacement

18 Files (895.8 MB)

Transfer Status:

COMPLETE

lkoenigmuens • Dec 13, 2023 • 11:32:31 AM

Main Program

| Segment | First Frame | Last Frame | Number Frames | Duration |
|---------|-------------|------------|---------------|-------------|
| 1 | 91567 | 91570 | 4 | 00:00:00:04 |
| 2 | 91580 | 91583 | 4 | 00:00:00:04 |

Textless

| Segment | First Frame | Last Frame | Number Frames | Duration |
|---------|-------------|------------|---------------|-------------|
| 1 | 91567 | 91572 | 6 | 00:00:00:06 |
| 2 | 91577 | 91580 | 4 | 00:00:00:04 |

QC Pass

lkoenigmuens • Dec 13, 2023 • 11:39:03 AM

Image Sequence Upload

30 Files (1.49 GB)

Transfer Status:

COMPLETE

lkoenigmuens • Dec 13, 2023 • 11:21:14 AM

Main Program

| Segment | First Frame | Last Frame | Number Frames | Duration |
|---------|-------------|------------|---------------|-------------|
| 1 | 91567 | 91583 | 17 | 00:00:00:17 |

Textless

| Segment | First Frame | Last Frame | Number Frames | Duration |
|---------|-------------|------------|---------------|-------------|
| 1 | 91567 | 91572 | 6 | 00:00:00:06 |
| 2 | 91577 | 91583 | 7 | 00:00:00:07 |

Needs Frame Replacement

lkoenigmuens • Dec 13, 2023 • 11:31:32 AM

Replace frames 91572 please

technical_issue

Fig. 9 – Media Landing – Multiple versions of an image sequence to the same Placeholder



MEDIA LANDING

For info on the latest features and training material visit wiki.upload.spe.sony.com
For support contact media_landing_help@spe.sony.com

